

Endoscope for Android and PC

-It's powerful and smart-

! It only works with phones of Android system , does not support IOS system; and your phone must support OTG function , and must support to connect with the external camera(UVC).

Specification:

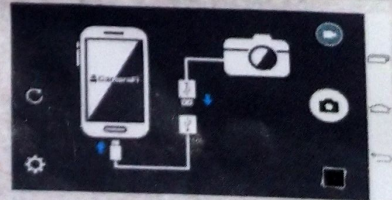
- *It's the newest endoscope
- *Built-in 6/8pcs[8mm] LED lights
- *Camera Head Diameter:5.5mm/7.0mm/8.0mm
- *View angle:about 70°
- *Support: Android ,XP ,Win 7/8/9/10 ,MAC

How to Connect it with Your android smartphone

- 1.Scan QR code use your phone Browser to download it or from App Store search "Camerafi"
- 2.Once plugged in the Camerafi,the software shall be prompted automatically.


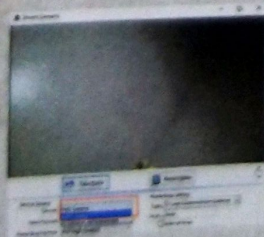


Note: If case like the following picture or error message,your phone can't support the endoscope.You need make sure your phone must have the OTG and UVC function .



How to Connect it with Your PC System

- 1.Open the link download it on PC ,then install the software :
http://www.jendoscope.cn/en/download_SmartCamera
http://www.jendoscope.cn/en/download_ViewPlay
- 2.Then connect the usb endoscope by PC usb2.0 interface, then choose the device " USB CAMERA " ,you can take pictures,videos



How to use it on MAC

MacBook OS, please use "Photo Booth", "QuickTime Player" "VLC [VideoLan Client]" soft