

Technical Parameters

	regular version	Enhanced Edition
Input voltage	7V-32V	
The output voltage	0.5V-32V (Weak output capability below 1.8V)	
Output current	Normal cooling 3A	Enhanced heat dissipation up to 4A
Output Power	35W natural cooling	Enhanced cooling 50W
Voltage resolution	0.01V	
Current resolution	0.001A	

Features



Input anti-reverse connection, reverse connection will not burn out; **output anti-backflow**, no need to add anti-backflow diode when charging the battery

Set Page

Ch-E: English
Open: OFF
Temp: °C
Time: OFF
Time: 00:00:00

Can switch between Chinese and English

Set Page

Ch-E: English
Open: OFF
Temp: °C
Time: OFF
Time: 00:00:00

Can be set to power on or off by default

Timing switch

After setting the time, when the time arrives, flip the current power switch state

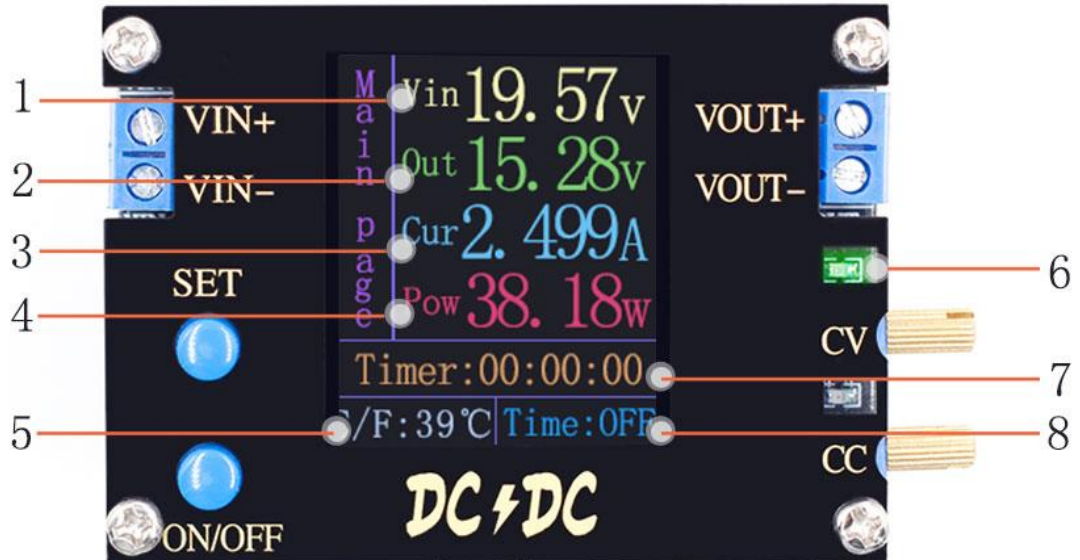
Set Page

Ch-E: English
Open: OFF
Temp: °C
Time: OFF
Time: 00:00:00

Key Function

	Other interfaces	Set interface
ON / OFF short press	Switchgear	The setting option switch is not entered. The setting option is used to switch the setting data.
ON / OFF long press	no	Exit setup options and save
SET short press	Switch pages	Not enter the setting option switching effect, enter the setting option for switching the setting data effect
SET long press	no	Enter setup options
CC	Rotate left and right Current limiting current	Rotate left and right Current limiting current
CV	Rotate left and right Output voltage	Rotate left and right Output voltage

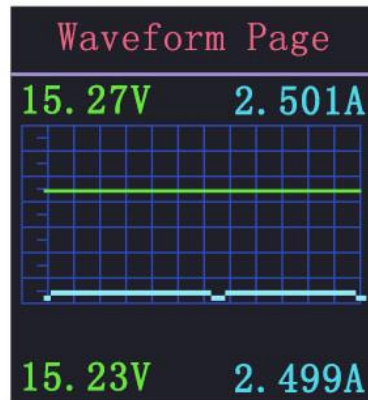
Interface description



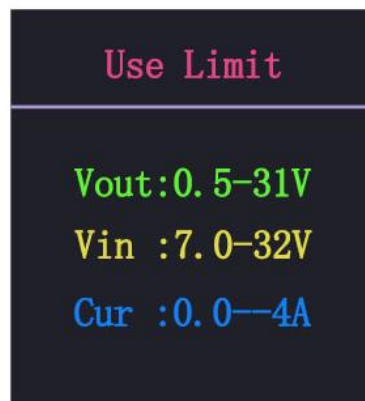
- | | |
|---|---|
| 1、Vin: Input voltage value | 6、Indicator: Green light: output switch indicator
red light: current limit indicator |
| 2、Out: Output voltage value | |
| 3、Cur: Output current value | 7、Timer: timing time |
| 4、Pow: Output power value | 8、timing: Timer switch |
| 5、C/F: Temperature value
(unit can be set) | |



- 1、Language: System language setting
- 2、switch: Power-on default switch settings
- 3、temperature: Temperature unit setting




- ① Green indicates output voltage and blue indicates output current
- ② The top value is the maximum value in the displayed waveform, and the bottom value is the minimum value in the displayed waveform.





Display range parameters of input voltage, output voltage, and output current


- ① Output overvoltage protection (OVP): 1.8V-32V custom adjustment, default 32V

Show details





Enhanced Edition





regular version



Products



