



Guangzhou Huiyou Technology Co., Ltd.

No. 106, fengze east road, Nansha district,
Guangzhou, Guangdong, China

文件编号: P015
版本: 0
制定日期: 2020.08.20

承认书

SPECIFICATION FOR APPROVAL

客户名称

CUSTOMER _____

品名

PART NAME

Super Capacitor

客户料号

Customer Part No: _____

承认规格

APPROVE ITEM

2.7V 0.22F

2.7V 0.35F

2.7V 0.5F

供应商料号

Part Number _____

日期

DATE

2024.1.26

客户承认

Customer approval

供应商承认

Supplier admit that

Guangzhou Huiyou Technology Co., Ltd.

1. 适用范围 Scope

此规格书对产品的性能，测试方法进行了规范，作为技术确认的依据。

As a basis for technical confirmation, this sheet specifies the performance and test methods of the product .

2. 产品特性 Features

- ★ 体积小、质量轻 Small size and light
- ★ 低漏电流 Low leakage current
- ★ 长循环寿命 Long cycle life
- ★ 绿色环保 Green(RoHS compliant)
- ★ 安全可靠 Safe and reliable

3. 应用领域 Applications

- ★ 消费电子 Consumer electronics
- ★ 物联网 Internet of things
- ★ 智能仪表 Intelligent instruments
- ★ 玩具 Toys
- ★ UPS
- ★ 程控交换机 SPC exchange
- ★ 汽车记录仪 Vehicle traveling data recorder

4. 命名规则 Designation

<u>SCD</u>	<u>2R7</u>	<u>S</u>	<u>224</u>	<u>C</u>	<u>04</u>	<u>DS</u>	<u>Z</u>
产品系列 Product series	额定电压(V) Rated Voltage	容量偏差(%) Tolerance	额定容量(F) Rated Capacitance	特殊定义 Special Definition	尺寸 (mm) Dimensions	引出端形式 Terminal Structure	内部编码 Internal Code
EDLC圆柱单体 Cylindrical Cell	2.7 V	-20% ~ +50%	0.22F	凸头胶粒 Convex rubber plug	Φ04*10	导针引出 Wire leads	内部编码 Internal Code

5. 标准测试条件 Test Conditions

环境温度 Ambient temperature: 15°C ~ 35°C

湿度 Humidity: 25%RH ~ 75%RH

气压 Pressure: 86kPa~106kPa

*电容量、内阻和漏电流尤其受温度的影响很大，如对结果有疑问，应按以下条件进行测量：

The capacitance, internal resistance and leakage current are particularly affected by temperature. If in doubt about results, make measurements under the following conditions:

环境温度 Ambient temperature: 20°C±2°C

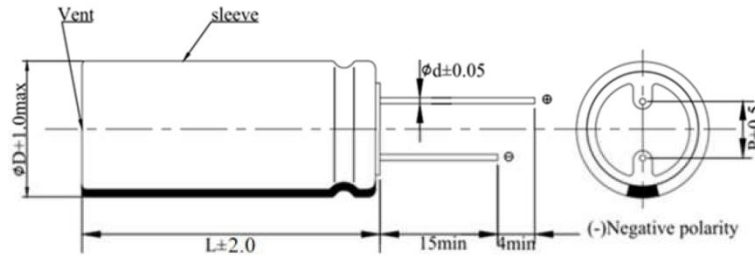
湿度 Humidity: 63%RH ~ 67%RH

气压 Pressure: 86kPa~106kPa

6. 性能参数 Parameters

电气性能 Electrical Performance		
容量 Capacitance	额定容量, Rated Capacitance, F	0.22
	容量偏差, Capacitance Tolerance, %	-20% ~ +50%
电压 Voltage	额定电压, Rated Voltage, V.DC	2.7
	浪涌电压, Surge Voltage, V.DC	2.85
内阻 Internal Resistance	DC/ mΩ@25°C	\
	AC 1kHz/mΩ@25°C	1100
电流 Current	72 小时泄漏电流, 72-hour Leakage Current, μA	1
	最大持续电流 Maximum Continuous Current (ΔT=15°C), A	0.08
	1s 最大峰值电流, 1s Maximum peak Current, A	.018
能量 Energy	最大存储能量, Maximum stored Energy, Wh	0.0002
	能量密度, Energy Density, Wh/kg	0.8
功率密度 Power Density	功率密度, Power Density, kW/kg	1.0414
温度 Temperature		
温度区间 Temperature Range	工作温度范围, Temperature for Operation, °C	-40 ~ +70
	存储温度范围, Temperature for Storage, °C	-40 ~ +70
寿命 Life		
使用期限 Life Time	额定电压下工作 10 年 After 10 years at rated voltage(25°C)	
	容量变化 (初始值衰减) Capacitance change (decrease from initial value)	≤ 30%
	内阻变化 (初始值增大) Internal Resistance (increase from initial value)	≤ 2 倍 (times)
耐久性 Endurance	额定电压下工作 1000 小时 After 1000 hours at rated voltage (70°C)	
	容量变化 (初始值衰减) Capacitance change (decrease from initial value)	≤ 30%
	内阻变化 (初始值增大) Internal Resistance (increase from initial value)	≤ 2 倍 (times)
保存期限 Shelf Life	4 年 (25°C, 未充电) 4 years (25°C, uncharged)	
循环寿命 Cycle Life	25°C 恒定电流, 额定电压到 1/2 额定电压之间循环 100 万次 Constant current at 25 °C, 1,000,000 cycles between rated and 1/2 rated voltages	
	容量变化 (初始值衰减) Capacitance Change (decrease from initial value)	≤ 30%
	内阻变化 (初始值增大) Internal Resistance (increase from initial value)	≤ 2 倍 (times)

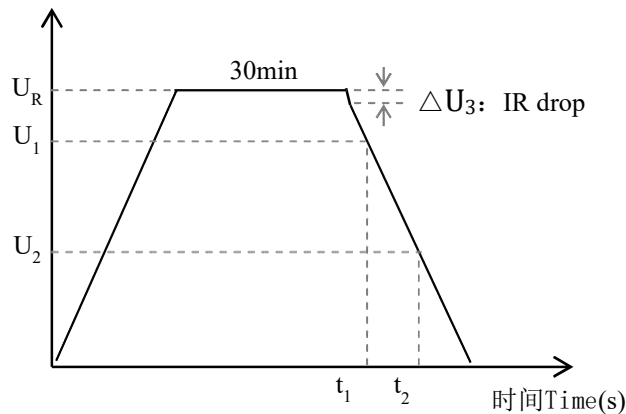
7. 外形尺寸(单位: mm) Dimensions (Units : mm)



外径 Outer diameter (φD±1)	高度 Height (L±2.0)	脚距 Pin spacing (P±0.5)	CP 线 Pin diameter (φd±0.05)
4	10	1.5	0.5

8. 产品测试方法 Testing method

8.1 额定容量 Rated Capacitance (IEC, F) :



容量计算方式 Capacitance calculation: $C = I \times \frac{t_2 - t_1}{U_1 - U_2}$

I: 放电电流, discharging current : $4 \times C_R \times U_R$ (mA)

U₁: 计算的初始电压, calculation start voltage : $0.8 \times U_R$ (V)

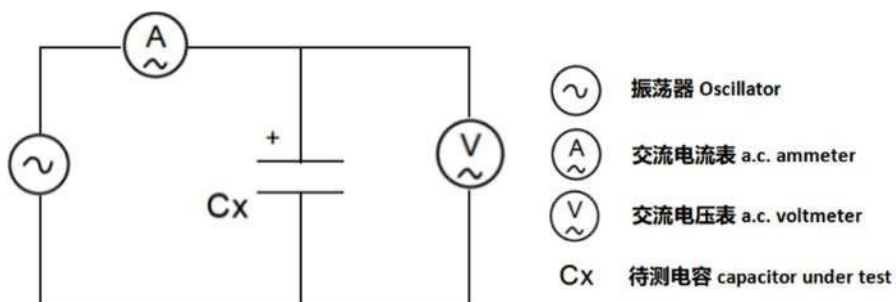
U₂: 计算的结束电压, calculation end voltage : $0.4 \times U_R$ (V)

t₁: 放电开始到电压U₁的时间, the time from the start of discharge to reach U₁, (s)

t₂: 放电开始到电压U₂的时间, the time from the start of discharge to reach U₂, (s)

8.2 交流内阻 AC ESR (Ω) :

测量电路: Measurement circuit:



1. 适用范围 Scope

此规格书对产品的性能，测试方法进行了规范，作为技术确认的依据。

As a basis for technical confirmation, this sheet specifies the performance and test methods of the product .

2. 产品特性 Features

- ★ 体积小、质量轻 Small size and light
- ★ 低漏电流 Low leakage current
- ★ 长循环寿命 Long cycle life
- ★ 绿色环保 Green(RoHS compliant)
- ★ 安全可靠 Safe and reliable

3. 应用领域 Applications

- ★ 消费电子 Consumer electronics
- ★ 物联网 Internet of things
- ★ 智能仪表 Intelligent instruments
- ★ 玩具 Toys
- ★ UPS
- ★ 程控交换机 SPC exchange
- ★ 汽车记录仪 Vehicle traveling data recorder

4. 命名规则 Designation

<u>SCD</u>	<u>2R7</u>	<u>V</u>	<u>354</u>	<u>C</u>	<u>05</u>	<u>DS</u>	<u>Z</u>
产品系列 Product series	额定电压(V) Rated Voltage	容量偏差(%) Tolerance	额定容量(F) Rated Capacitance	特殊定义 Special Definition	尺寸 (mm) Dimensions	引出端形式 Terminal Structure	内部编码 Internal Code
EDLC圆柱单体 Cylindrical Cell	2.7 V	-10% ~ +30%	0.35F	凸头胶粒 Convex rubber plug	Φ05*10	导针引出 Wire leads	内部编码 Internal Code

5. 标准测试条件 Test Conditions

环境温度 Ambient temperature: 15°C ~ 35°C

湿度 Humidity: 25%RH ~ 75%RH

气压 Pressure: 86kPa~106kPa

*电容量、内阻和漏电流尤其受温度的影响很大，如对结果有疑问，应按以下条件进行测量：

The capacitance, internal resistance and leakage current are particularly affected by temperature. If in doubt about results, make measurements under the following conditions:

环境温度 Ambient temperature: 20°C±2°C

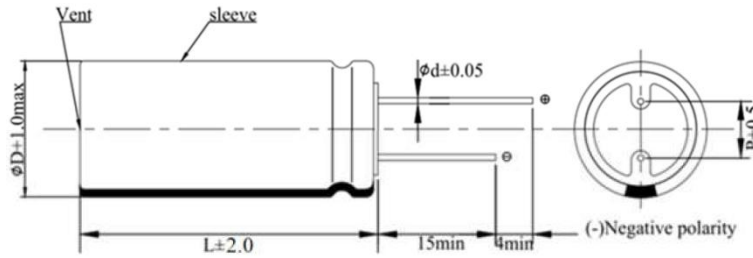
湿度 Humidity: 63%RH ~ 67%RH

气压 Pressure: 86kPa~106kPa

6. 性能参数 Parameters

电气性能 Electrical Performance		
容量 Capacitance	额定容量, Rated Capacitance, F	0.35
	容量偏差, Capacitance Tolerance, %	-10% ~ +30%
电压 Voltage	额定电压, Rated Voltage, V.DC	2.7
	浪涌电压, Surge Voltage, V.DC	2.85
内阻 Internal Resistance	DC/ mΩ@25°C	\
	AC 1kHz/mΩ@25°C	600
电流 Current	72 小时泄漏电流, 72-hour Leakage Current, μA	2
	最大持续电流 Maximum Continuous Current (ΔT=15°C), A	0.1
	1s 最大峰值电流, 1s Maximum peak Current, A	.025
能量 Energy	最大存储能量, Maximum stored Energy, Wh	0.0004
	能量密度, Energy Density, Wh/kg	0.89
功率密度 Power Density	功率密度, Power Density, kW/kg	0.8748
温度 Temperature		
温度区间 Temperature Range	工作温度范围, Temperature for Operation, °C	-40 ~ +70
	存储温度范围, Temperature for Storage, °C	-40 ~ +70
寿命 Life		
使用期限 Life Time	额定电压下工作 10 年 After 10 years at rated voltage(25°C)	
	容量变化 (初始值衰减) Capacitance change (decrease from initial value)	≤ 30%
	内阻变化 (初始值增大) Internal Resistance (increase from initial value)	≤ 2 倍 (times)
耐久性 Endurance	额定电压下工作 1000 小时 After 1000 hours at rated voltage (70°C)	
	容量变化 (初始值衰减) Capacitance change (decrease from initial value)	≤ 30%
	内阻变化 (初始值增大) Internal Resistance (increase from initial value)	≤ 2 倍 (times)
保存期限 Shelf Life	4 年 (25°C, 未充电) 4 years (25°C, uncharged)	
循环寿命 Cycle Life	25°C 恒定电流, 额定电压到 1/2 额定电压之间循环 100 万次 Constant current at 25 °C, 1,000,000 cycles between rated and 1/2 rated voltages	
	容量变化 (初始值衰减) Capacitance Change (decrease from initial value)	≤ 30%
	内阻变化 (初始值增大) Internal Resistance (increase from initial value)	≤ 2 倍 (times)

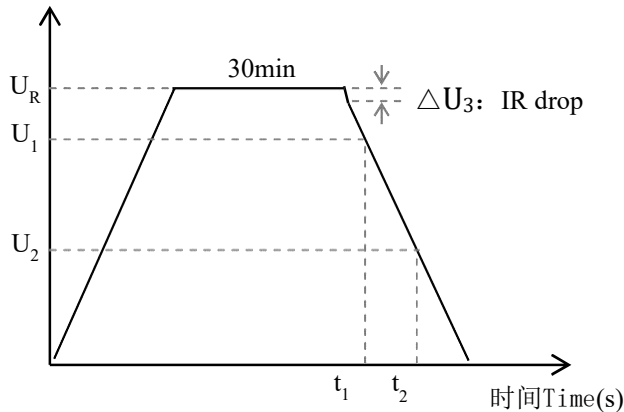
7. 外形尺寸(单位: mm) Dimensions (Units : mm)



外径 Outer diameter ($\phi D \pm 1$)	高度 Height ($L \pm 2.0$)	脚距 Pin spacing ($P \pm 0.5$)	CP 线 Pin diameter ($\phi d \pm 0.05$)
5	10	2.0	0.5

8. 产品测试方法 Testing method

8.1 额定容量 Rated Capacitance (IEC, F) :



容量计算方式 Capacitance calculation: $C = I \times \frac{t_2 - t_1}{U_1 - U_2}$

I: 放电电流, discharging current : $4 \times C_R \times U_R$ (mA)

U_1 : 计算的初始电压, calculation start voltage : $0.8 \times U_R$ (V)

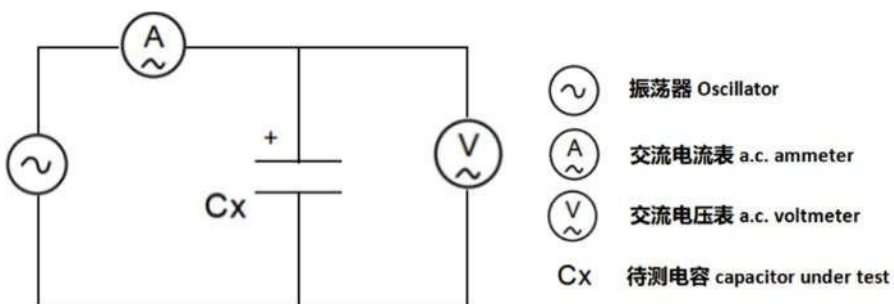
U_2 : 计算的结束电压, calculation end voltage : $0.4 \times U_R$ (V)

t_1 : 放电开始到电压 U_1 的时间, the time from the start of discharge to reach U_1 , (s)

t_2 : 放电开始到电压 U_2 的时间, the time from the start of discharge to reach U_2 , (s)

8.2 交流内阻 AC ESR (Ω):

测量电路: Measurement circuit:



1. 适用范围 Scope

此规格书对产品的性能，测试方法进行了规范，作为技术确认的依据。

As a basis for technical confirmation, this sheet specifies the performance and test methods of the product .

2. 产品特性 Features

- ★ 体积小、质量轻 Small size and light
- ★ 低漏电流 Low leakage current
- ★ 长循环寿命 Long cycle life
- ★ 绿色环保 Green(RoHS compliant)
- ★ 安全可靠 Safe and reliable

3. 应用领域 Applications

- ★ 消费电子 Consumer electronics
- ★ 物联网 Internet of things
- ★ 智能仪表 Intelligent instruments
- ★ 玩具 Toys
- ★ UPS
- ★ 程控交换机 SPC exchange
- ★ 汽车记录仪 Vehicle traveling data recorder

4. 命名规则 Designation

<u>SCD</u>	<u>2R7</u>	<u>S</u>	<u>504</u>	<u>C</u>	<u>05</u>	<u>DS</u>	<u>Z</u>
产品系列 Product series	额定电压(V) Rated Voltage	容量偏差(%) Tolerance	额定容量(F) Rated Capacitance	特殊定义 Special Definition	尺寸 (mm) Dimensions	引出端形式 Terminal Structure	内部编码 Internal Code
EDLC圆柱单体 Cylindrical Cell	2.7 V	-20% ~ +50%	0.5F	凸头胶粒 Convex rubber plug	Φ05*12	导针引出 Wire leads	内部编码 Internal Code

5. 标准测试条件 Test Conditions

环境温度 Ambient temperature: 15°C ~ 35°C

湿度 Humidity: 25%RH ~ 75%RH

气压 Pressure: 86kPa~106kPa

*电容量、内阻和漏电流尤其受温度的影响很大，如对结果有疑问，应按以下条件进行测量：

The capacitance, internal resistance and leakage current are particularly affected by temperature. If in doubt about results, make measurements under the following conditions:

环境温度 Ambient temperature: 20°C±2°C

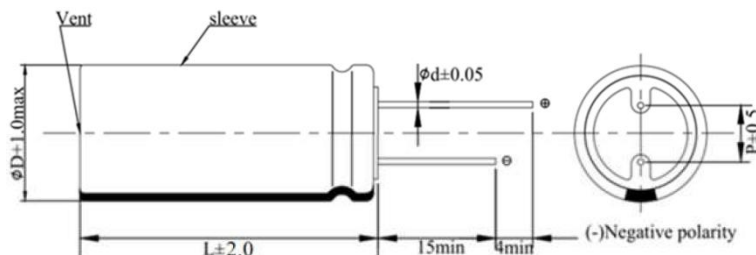
湿度 Humidity: 63%RH ~ 67%RH

气压 Pressure: 86kPa~106kPa

6. 性能参数 Parameters

电气性能 Electrical Performance		
容量 Capacitance	额定容量, Rated Capacitance, F	0.5
	容量偏差, Capacitance Tolerance, %	-20% ~ +50%
电压 Voltage	额定电压, Rated Voltage, V.DC	2.7
	浪涌电压, Surge Voltage, V.DC	2.85
内阻 Internal Resistance	DC/ mΩ@25°C	\
	AC 1kHz/mΩ@25°C	500
电流 Current	72 小时泄漏电流, 72-hour Leakage Current, μA	2
	最大持续电流 Maximum Continuous Current (ΔT=15°C), A	0.13
	1s 最大峰值电流, 1s Maximum peak Current, A	0.36
能量 Energy	最大存储能量, Maximum stored Energy, Wh	0.0005
	能量密度, Energy Density, Wh/kg	1.18
功率密度 Power Density	功率密度, Power Density, kW/kg	1.1302
温度 Temperature		
温度区间 Temperature Range	工作温度范围, Temperature for Operation, °C	-40 ~ +70
	存储温度范围, Temperature for Storage, °C	-40 ~ +70
寿命 Life		
使用期限 Life Time	额定电压下工作 10 年 After 10 years at rated voltage(25°C)	
	容量变化 (初始值衰减) Capacitance change (decrease from initial value)	≤ 30%
	内阻变化 (初始值增大) Internal Resistance (increase from initial value)	≤ 2 倍 (times)
耐久性 Endurance	额定电压下工作 1000 小时 After 1000 hours at rated voltage (70°C)	
	容量变化 (初始值衰减) Capacitance change (decrease from initial value)	≤ 30%
	内阻变化 (初始值增大) Internal Resistance (increase from initial value)	≤ 2 倍 (times)
保存期限 Shelf Life	4 年 (25°C, 未充电) 4 years (25°C, uncharged)	
循环寿命 Cycle Life	25°C 恒定电流, 额定电压到 1/2 额定电压之间循环 100 万次 Constant current at 25 °C, 1,000,000 cycles between rated and 1/2 rated voltages	
	容量变化 (初始值衰减) Capacitance Change (decrease from initial value)	≤ 30%
	内阻变化 (初始值增大) Internal Resistance (increase from initial value)	≤ 2 倍 (times)

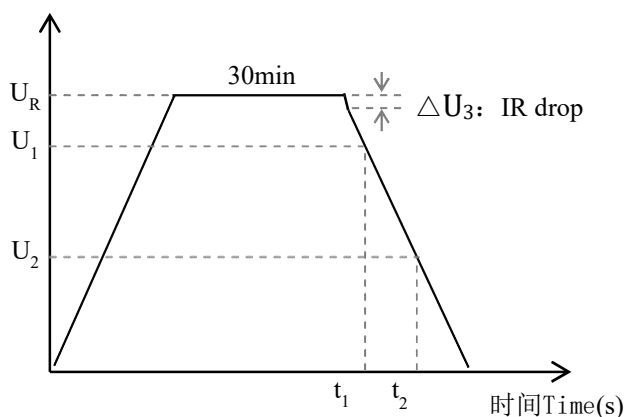
7. 外形尺寸(单位: mm) Dimensions (Units : mm)



外径 Outer diameter ($\phi D \pm 1$)	高度 Height ($L \pm 2.0$)	脚距 Pin spacing ($P \pm 0.5$)	CP 线 Pin diameter ($\phi d \pm 0.05$)
5	12	2.0	0.5

8. 产品测试方法 Testing method

8.1 额定容量 Rated Capacitance (IEC, F) :



容量计算方式 Capacitance calculation: $C = I \times \frac{t_2 - t_1}{U_1 - U_2}$

I: 放电电流, discharging current : $4 \times C_R \times U_R$ (mA)

U_1 : 计算的初始电压, calculation start voltage : $0.8 \times U_R$ (V)

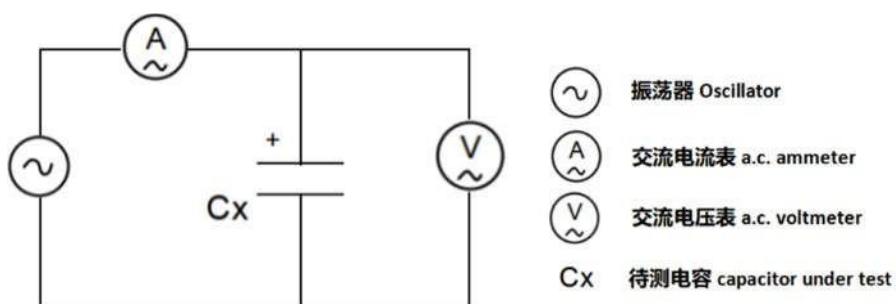
U_2 : 计算的结束电压, calculation end voltage : $0.4 \times U_R$ (V)

t_1 : 放电开始到电压 U_1 的时间, the time from the start of discharge to reach U_1 , (s)

t_2 : 放电开始到电压 U_2 的时间, the time from the start of discharge to reach U_2 , (s)

8.2 交流内阻 AC ESR (Ω):

测量电路: Measurement circuit:



内阻计算公式：ESR calculation : $R_{\text{EC}} = \frac{U}{I}$

U : 交流电压有效值 , AC voltage rms, (V r.m.s)

I : 交流电流有效值 , AC current rms, (A r.m.s)

测量电压的频率, Measurement frequency of the voltage should be : 1 kHz;

交流电流应为, The AC current should be : 1mA ~ 10mA

8.3 最大持续电流 Maximum Continuous Current :

最大持续工作电流 ($\Delta T=15^{\circ}\text{C}$) : Maximum continuous working current within 15°C of

temperature change (A) : $I_{\text{CC}} = \sqrt{\frac{\Delta T}{\text{ESR}_{\text{DC}} * R_{\text{th}}}}$

8.4 最大峰值电流 Maximum Peak Current :

一秒钟放电至一半额定电压的最大放电电流 (A) : Maximum current needed to discharged

from rated voltage to half rated voltage in 1 second (A) : $I_{\text{max}} = \frac{\frac{1}{2}U_R}{\text{ESR}_{\text{DC}} + \frac{1}{C}}$

8.5 能量与功率 Energy and Power :

最大储存能量 Maximum stored energy (Wh) : $E_{\text{max}} = \frac{\frac{1}{2} \times C \times U_R^2}{3600}$

能量密度 Specific Energy (Wh/kg) : $E_{\text{d}} = \frac{\frac{1}{2} \times C \times U_R^2}{3600 \times \text{mass}}$

功率密度 Usable Specific Power (W/kg) : $P_{\text{d}} = \frac{0.12 \times U_R^2}{\text{ESR}_{\text{DC}} \times \text{mass}}$

9. 注意事项 Cautions

下述注意事项需严格遵守。对于没有按照以下注意事项所造成的任何意外事故，广州汇优科技有限公司不负任何责任。

The warnings should be followed seriously, otherwise Guangzhou Huiyou Technology Co., Ltd. is not responsible for any loss caused by misconduct.



注意事项

- 超级电容器应在额定电压和规定工作温度区间使用，不宜超过 70°C ，并远离超过工作温度区间的热源；
- 超级电容器在使用前需确认正/负极，禁止反向充电。若正负极接反，会降低超级电容器的充放电性能，并会导致发热、泄露和使用寿命快速衰减。
- 超级电容器在使用前用干布对正/负极端子进行清洁，避免接触电阻过大降低超级电容使用性能。
- 禁止将超级电容器投入火中或进行高压加热。
- 禁止将超级电容直接与水、油、酸或碱接触。

- 禁止挤压、钉刺和拆解超级电容器。
- 禁止将带有 0.5V 以上电压的超级电容器进行正/负极短接；
- 在使用或储存期间如发现超级电容器有散发气味、变色、变形或其它反常之处应停止使用。
- 超级电容器所使用的电解液极易挥发，请不要随意分解超级电容器。
- 超级电容器不能随意丢弃，需请根据国家环保标准进行处理。

Cautions

- The capacitor should be used in the rated voltage and specified operating temperature range with no more than 70 °C, and stay away from heat sources that exceed the operating temperature range;
- The positive/negative electrodes of the capacitor must be confirmed before use, and reverse charging is prohibited. The reverse connection will reduce the performances of the capacitor and cause heat cause heat generation, leakage and rapid deterioration of service life;
- Clean the positive/negative terminals with a dry cloth before use to avoid excessive contact resistance, which would degrade the performances of the capacitor;
- Do not put the capacitor into fire or heat it under high pressure;
- Do not contact directly the capacitor with water, oil, acid or alkali ;
- Do not squeeze, prick and disassemble the capacitor;
- Do not short-circuit the positive/negative electrodes of the capacitor with voltages above 0.5V;
- Stop using the capacitor if it is found to emit odor, discoloration, deformation or other abnormalities during use or storage;
- Do not disassemble the capacitor at will because the electrolyte is volatile;
- Do not discard the capacitor at will, Please dispose of it according to national environmental protection standards.

如有任何关于超级电容器的问题，请与我们联系。

Please contact with us if you have any question on our products.