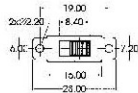
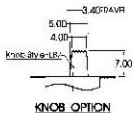
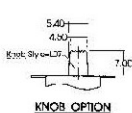
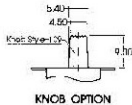
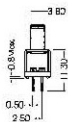
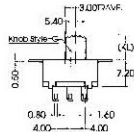


SS22N03L07



SCHEMATIC



(KL) 3.0mm ~ 12.0mm
 L07 = 7.0mm
 LB7 = 7.0mm
 L09 = 9.0mm

KNOB LENGTH

PART NO.	TIMING			
	E	N	S	T
SS22N03G (KL)		●		
SS22N03L07		●		
SS22N03LB7		●		
SS22N03L09		●		