

**C/A-4880X 1.5 INCH, 8 X 8 DOT MATRIX DISPLAY**


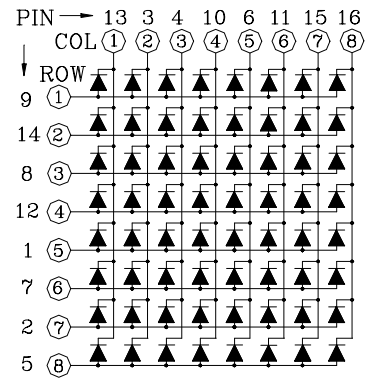
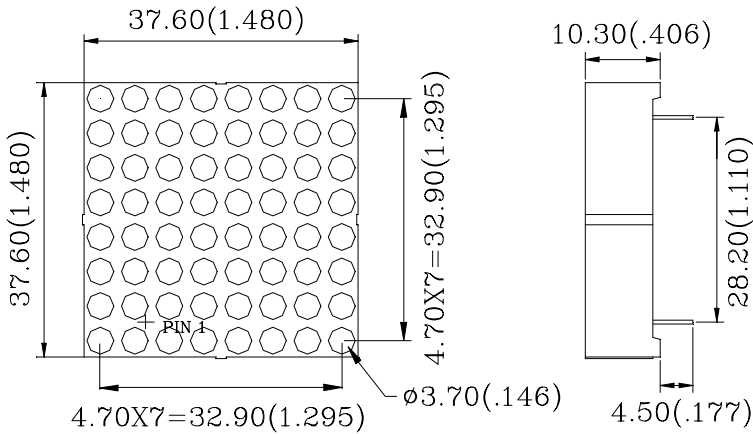
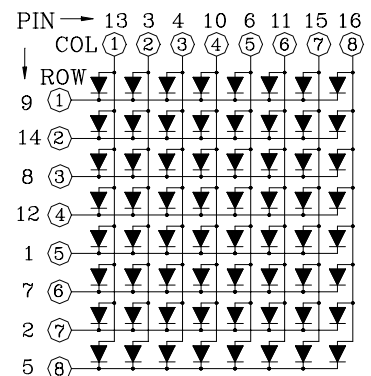
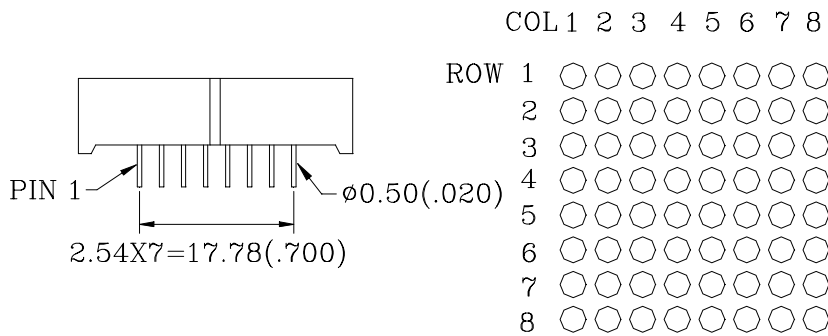
Shape	Part No.		Chip		Wave Length $\lambda_p$ (nm)	Electro-Optical Characteristics			Fig. No.
	Common Cathode	Common Anode	Raw Material	Emitted Color		Vf(V)20mA		Iv(ucd)10mA	
						Typ.	Max.	Typ.	
	C-4880H	A-4880H	GaP	Red	700	2.1	2.8	800	D89
	C-4880E	A-4880E	GaAsP/GaP	Hi. effi Red	635	2.0	2.8	3600	
	C-4880G	A-4880G	GaP	Green	565	2.1	2.8	3400	
	C-4880Y	A-4880Y	GaAsP/GaP	Yellow	585	2.1	2.8	3400	
	C-4880SR	A-4880SR	GaAlAs	Super Red	660	1.8	2.4	10000	

Fig.D89

C-4880X



A-4880X



1. All dimension are in millimeters (inches).  
2. Tolerance is  $\pm 0.25$  mm (0.01") unless otherwise specified.