

LED2013-X Mini Wireless Dream Color Controller

Features: The history of the smallest, function most powerful, most effect programs

Can be controlled: TM1812, TM1809, TM1804, TM1803, WS2811, WS2812, WS2812B, UCS1912, UCS1909, UCS1903, TA9912, TA9909, TM1829, TM1826, TM1825, LS1003, INK1003...Series IC, Ordering please specify IC models.

I、 Basic parameters:

- **Operating Voltage:** DC5V, DC7-12V, DC24V three versions (ordering please specify).
- **Operating Current:** <30 mA.
- **Operating Temperature:** -20℃——60℃.
- **Size:** L29 * W12 * H3 mm.
- **Weight:** 0.02kg.
- **Effect Programs:** 300 kinds of effects, covering all dream color controllers effect on the market.
- **Operation:** 14-key multifunction RF wireless remote control (433.92MHZ)
- **Maximum control number of pixels:** 2048 pixels
- **Signal wires Maximum length:** 30 meter
- **RF wireless remote control distance:** 50 meters (14-key multi-function RF remote control)

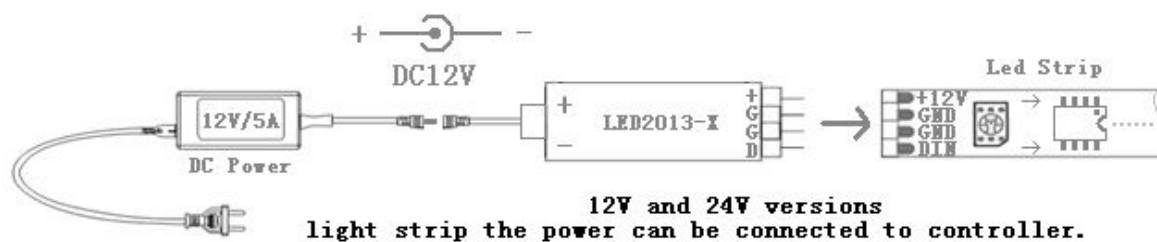
II、 Product picture:



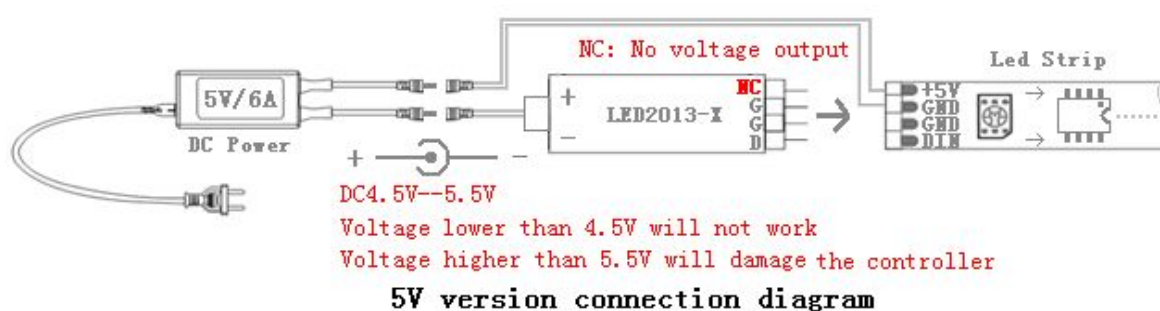
14-key multi-function RF remote control versions

Model: LED2013-RF-14KEY

III、 Connection diagram (12V and 24V versions, light strip the power can be connected to controller. 5V version control "+" no voltage output. So light strip the power can't be connected to controller.) :



The following is a 5V version connection diagram, with 12V , 24V versions are different:

















IV、 Functions and features:

- Volume history of the smallest (1.2cm×2.9cm).
- RF **integrated** on the motherboard, sensitive and stable, simple and convenient.
- **300** kinds of effect programs, spike all controllers on the market.
- Maximum can be controlled **2048** pixel points.
- **Any combination** 16 effect programs of the custom play list function, to meet customer demand for self-programming
- 14-key **multi-function** RF remote control (433.92 MHz) . Powerful, intuitive operation, very far remote distance.
- RF remote control **pairing** function or all RF remote control universal function.
- Can be adjustment **32** brightness of Static monochrome effect program.
- **Automatic playback**, adjust the number of pixels, adjust the speed, power off **auto-save** feature.
- To purchase a master controller, you can **wirelessly synchronize** all controllers (within 500 meters).

V. Operating Instructions:

14-key multi-function RF remote control versions of the operating instructions:

The operating Instructions at playing status (power on):


	Power on / off. (When off automatically saving parameters).
	300 effect programs +.
	300 effect programs -.
	Speeds + (10 speed adjustable) / Brightness + (To adjustment brightness + function in static monochrome effects. 32 brightness adjustable. long press 15S can achieve the brightest).
	Speeds - (10 speed adjustable) / Brightness - (To adjustment brightness - function in static monochrome effects. 32 brightness adjustable. long press 15S can reach the darkest).
	AutoPlay feature. If you want to auto playing 300 kinds of the effect programs. first press "MODE +" key, and then press this button. If you want to auto playing at Custom play lists, first press "DIY +" key, and then press this button.
	The currently playing effect programs add to the Custom play lists. Can add up to 16 programs.
	Deleting the currently playing effect program from the custom play lists.
	Effect program + of custom play lists.
	Effect program - of custom play lists.
	Static white. / Cancellation RF remote control and the Controller Match feature, long press this button for 5 seconds, will Cancellation RF remote control with the controller matches, the controller can be used all RF remote. After the operating successful, light strip white light flashes three times.
	Static red.
	Static green. / Setting the RF remote control and Controller Match feature, long press this button for 5 seconds, will setting RF remote control with the controller matches, the controller can't be used other RF remotes. After the operating successful, light strip green light flashes three times.
	Static blue. (Pressing the "MODE +" key to switch to the static yellow, Static Cyan, Static purple).





The menu operating Instructions at shutdown status:

Adjust pixel point methods of operation :

- 1、 First, ensure that the controller is turned off status, if it is not turned off status,

Please press the  button shutdown.

- 2、 Long press  button for 3 seconds to enter the pixel points adjustment menu.

- 3、 Press the  and  to adjust the number of pixel points, press the  and  each adjustment 32 pixel points.

- 4、 After adjustment Press  button to save and exit.


Adjust light strip RGB color sequential of operation:


The playing status (turned on), if you press    button of lights strip


display color and button color is inconsistent, amend by the following methods:


- 1、 First, ensure that the controller is turned off status, if it is not turned off status,

Please press the  button shutdown.

- 2、 Long press  button for 3 seconds to enter the setup menu.

- 3、 Press the  button to adjust until the light strip is display as red.

- 4、 Press the  button to adjust until the light strip is display as green.

- 5、 Press the  button to adjust until the light strip is display as blue.

- 6、 After adjustment Press  button to save and exit.

VI、 Wireless synchronization feature of all controllers:

To purchase a master controller, you can wirelessly synchronize all controllers and be controlled separately for each controller at within 500 meters. For more information please refer to the master controller manual.