



- Features :
- Universal AC input / Full range
- No load power consumption < 0.3W
- Energy efficiency Level V
- Comply with EISA 2007, NRCAN, AU/NZ MEPS and EU ErP
- 3 pole AC inlet IEC320-C14
- Class I power (with earth pin)
- Protections: Short circuit / Overload / Over voltage
- Pass LPS
- Fully enclosed plastic case
- LED indicator for power on
- 2 years warranty

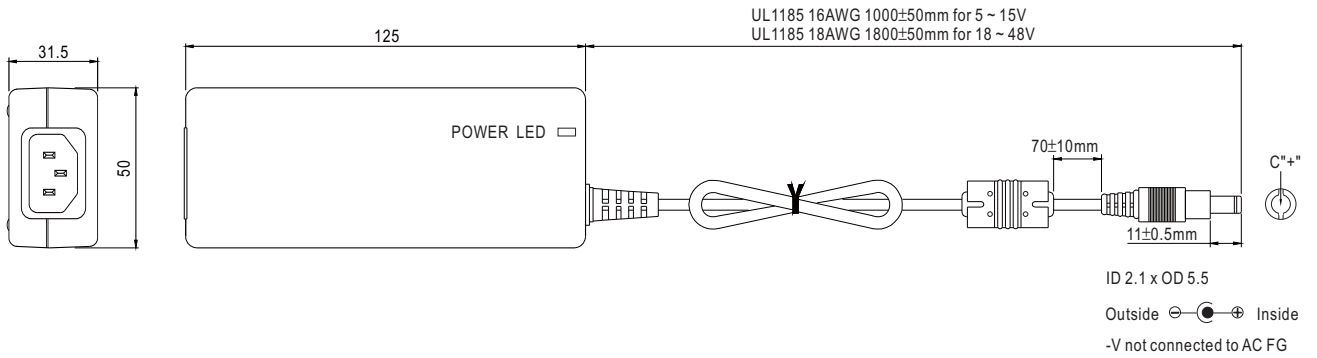


SPECIFICATION

| ORDER NO. | GS40A05-P1J | GS40A07-P1J | GS40A09-P1J | GS40A12-P1J | GS40A15-P1J | GS40A18-P1J | GS40A24-P1J | GS40A48-P1J | | |
|------------------------|--|---|---------------|---------------|--------------|----------------|--------------|--------------|--------------|--|
| OUTPUT | SAFETY MODEL NO. | GS40A05 | GS40A07 | GS40A09 | GS40A12 | GS40A15 | GS40A18 | GS40A24 | GS40A48 | |
| | DC VOLTAGE <small>Note.2</small> | 5V | 7.5V | 9V | 12V | 15V | 18V | 24V | 48V | |
| | RATED CURRENT | 5A | 5.34A | 4.45A | 3.34A | 2.67A | 2.22A | 1.67A | 0.84A | |
| | CURRENT RANGE | 0 ~ 5A | 0 ~ 5.34A | 0 ~ 4.45A | 0 ~ 3.34A | 0 ~ 2.67A | 0 ~ 2.22A | 0 ~ 1.67A | 0 ~ 0.84A | |
| | RATED POWER (max.) | 25W | 40W | 40W | 40W | 40W | 40W | 40W | 40W | |
| | RIPPLE & NOISE (max.) <small>Note.3</small> | 100mVp-p | 100mVp-p | 100mVp-p | 100mVp-p | 100mVp-p | 150mVp-p | 180mVp-p | 240mVp-p | |
| | VOLTAGE TOLERANCE <small>Note.4</small> | ± 5.0% | ± 5.0% | ± 5.0% | ± 3.0% | ± 3.0% | ± 3.0% | ± 2.5% | ± 2.5% | |
| | LINE REGULATION <small>Note.5</small> | ± 1.0% | ± 1.0% | ± 1.0% | ± 1.0% | ± 1.0% | ± 1.0% | ± 1.0% | ± 1.0% | |
| | LOAD REGULATION | ± 5.0% | ± 5.0% | ± 5.0% | ± 3.0% | ± 3.0% | ± 3.0% | ± 2.5% | ± 2.5% | |
| | SETUP, RISE TIME <small>Note.6</small> | 1000ms, 30ms / 230VAC 1000ms, 30ms / 115VAC at full load | | | | | | | | |
| HOLD UP TIME (Typ.) | 50ms / 230VAC 15ms / 115VAC at full load | | | | | | | | | |
| INPUT | VOLTAGE RANGE <small>Note.7</small> | 90 ~ 264VAC | | 127 ~ 370VDC | | | | | | |
| | FREQUENCY RANGE | 47 ~ 63Hz | | | | | | | | |
| | EFFICIENCY (Typ.) | 80.5% | 85.5% | 85% | 89% | 89.5% | 90% | 91% | 92% | |
| | AC CURRENT (Typ.) | 1A / 115VAC | | 0.5A / 230VAC | | | | | | |
| | INRUSH CURRENT (max.) | 65A / 230VAC | | | | | | | | |
| LEAKAGE CURRENT(max.) | 0.75mA / 240VAC | | | | | | | | | |
| PROTECTION | OVERLOAD | 105 ~ 150% rated output power Protection type : Hiccup mode, recovers automatically after fault condition is removed | | | | | | | | |
| | OVER VOLTAGE | 5.25 ~ 6.75V | 7.88 ~ 10.13V | 9.45 ~ 12.15V | 12.6 ~ 16.2V | 15.75 ~ 20.25V | 18.9 ~ 24.3V | 25.2 ~ 32.4V | 50.4 ~ 64.8V | |
| ENVIRONMENT | WORKING TEMP. | -30 ~ +60°C (Refer to "Derating Curve") | | | | | | | | |
| | WORKING HUMIDITY | 20% ~ 90% RH non-condensing | | | | | | | | |
| | STORAGE TEMP., HUMIDITY | -40 ~ +85°C, 10 ~ 95% RH | | | | | | | | |
| | TEMP. COEFFICIENT | ± 0.03% / °C (0 ~ 50°C) | | | | | | | | |
| | VIBRATION | 10 ~ 500Hz, 2G 10min./1cycle, period for 60min. each along X, Y, Z axes | | | | | | | | |
| SAFETY & EMC (Note. 8) | SAFETY STANDARDS | UL60950-1, CSA C22.2, TUV EN60950-1, BSMI CNS14336, CCC GB4943, PSE J60950-1(except for 48V) approved | | | | | | | | |
| | WITHSTAND VOLTAGE | I/P-O/P:3KVAC I/P-FG:2KVAC O/P-FG:0.5KVAC | | | | | | | | |
| | ISOLATION RESISTANCE | I/P-O/P, I/P-FG, O/P-FG:100M Ohms / 500VDC / 25°C / 70% RH | | | | | | | | |
| | EMC EMISSION | Compliance to EN55022 class B, EN61000-3-2,3, FCC PART 15 / CISPR22 class B, CNS13438 class B, GB9254, GB17625.1 | | | | | | | | |
| OTHERS | EMC IMMUNITY | Compliance to EN61000-4-2,3,4,5,6,8,11, light industry level, criteria A | | | | | | | | |
| | MTBF | 711K hrs min. MIL-HDBK-217F(25°C) | | | | | | | | |
| | DIMENSION | 125*50*31.5mm (L*W*H) | | | | | | | | |
| CONNECTOR | PACKING | 0.28Kg; 40pcs/12.02Kg/1.05CUFT | | | | | | | | |
| | PLUG | See page 2 ; Other type available by customer requested | | | | | | | | |
| | CABLE | See page 2 ; Other type available by customer requested | | | | | | | | |
| NOTE | <ol style="list-style-type: none"> 1. All parameters are specified at 230VAC input, rated load, 25°C 70% RH ambient. 2. DC voltage: The output voltage set at point measure by plug terminal & 50% load. 3. Ripple & noise are measured at 20MHz by using a 12" twisted pair terminated with a 0.1uf & 47uf capacitor. 4. Tolerance: includes set up tolerance, line regulation, load regulation. 5. Line regulation is measured from low line to high line at rated load. 6. Length of set up time is measured at first cold start. Turning ON/OFF the power supply may lead to increase of the set up time. 7. Derating may be needed under low input voltages. Pleas check the derating curve for more details. 8. The power supply is considered as an independent unit, but the final equipment still need to re-confirm that the whole system complies with the EMC directives. For guidance on how to perform these EMC tests, please refer to "EMI testing of component power supplies." (as available on http://www.meanwell.com) | | | | | | | | | |

■ Mechanical Specification

Case No. GS60A Unit:mm

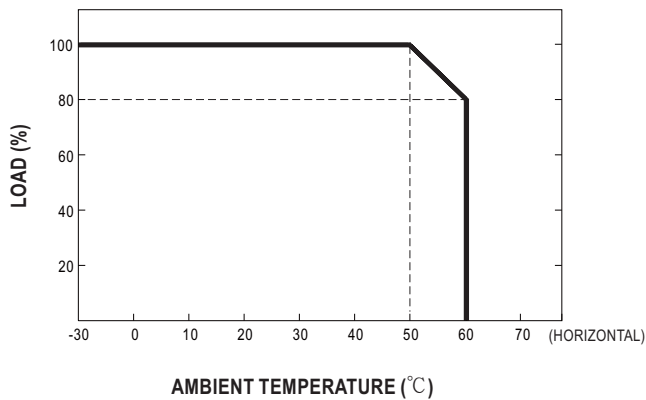


■ Plug Assignment

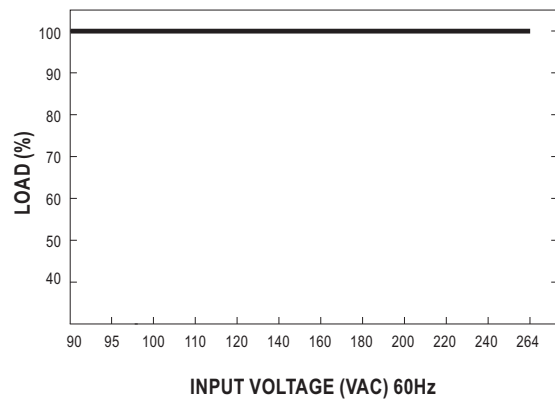
Standard plug: P1J

| P1J | |
|--------|--------|
| P/N | OUTPUT |
| CENTER | + |

■ Derating Curve



■ Static Characteristics



Mouser Electronics

Authorized Distributor

Click to View Pricing, Inventory, Delivery & Lifecycle Information:

Mean Well:

[GS40A18-P1J](#) [GS40A09-P1J](#) [GS40A07-P1J](#) [GS40A12-P1J](#) [GS40A15-P1J](#) [GS40A05-P1J](#) [GS40A24-P1J](#)
[GS40A48-P1J](#)