



Mobile Phone Thermal Imager Instruction Manual



April 18, 2019

Revision number: 1.0

HT-101

HT-201

Overview

The product is connected through mobile phone and is operated on the mobile phone through “Ht-Xintai” software. It is very easy to check infrared images and measure surface temperature of objects. The product may be used for heating and ventilation air conditioner and building heat difference test, equipment fault removal, preventive and predictive maintenance, etc.

Use of the product

Download of application software

Scan the following two-dimensional code to download application software “Ht-Xintai” and install it.



Two-dimensional code

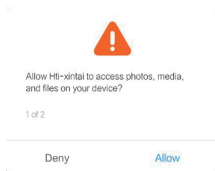
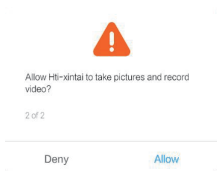


application software of products

2. Connect the mobile phone to open application software of the product and insert thermal imager into the mobile phone.



The dialogue box pops out when the mobile phone is used to connect the thermal imager. Check “used for the USB equipment at default condition”. Click “enter”. When the mobile phone is connected with thermal imager, photographing, recording, access to media content and other authorities request pop out, the users may grant permission.



Please obtain mobile phone authority, click “Allow”

Introduction to software interface



Manufacturer LOGO

color palette

Imaging area

Function bar
slide the function bar left and right to display concealing function of software.

Introduction software function



Media library: Check image and video.



Photographing: Click to make photo.



Video recording: Click to begin recording.



Color palette: May select white hot, black hot, iron red, rainbow, north pole and lava.

Effect picture of color palette



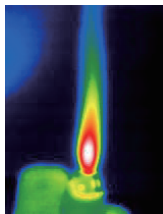
White hot



Black hot



Iron red



Rainbow



north pole



lava



Normal mode: Restore to default infrared imagery observation mode.



Cursor mode: Display the cursor of the central point, temperature point of prevision positioning.



High/low temperature snap mode: Snap the lowest and



Full frame mode: Display multiple temperature data.



Visible light+ Infra-Red Mode: The visible light images and infrared images are displayed side by side.



highest temperature

Fault and solution

If disconnection appears during the work and there is no image display, the following methods may be adopted.

1. Close “Ht-Xintai” software and open again;
2. Switch off the thermal imager and connect it with mobile phone again.
3. Check your mobile phone setting, set the mobile phone as “external power supply”.

Technical parameters

Model	HT-101	HT-201
Resolution	220x160	320x240
Temperature range	-40°C to 330°C	-40°C to 330°C
Wavelength range	8 - 14 μm	8 - 14 μm
Field angle/focus length	27° × 35°	26° × 34°

Image format	jpg
Video format	mp4
Frame rate	9Hz
Focusing mode	Fixed
Detection scope	300m
Detection definition	When one object is found in the field of view, the image of the object must occupy more than 1.5 pixel in the direction of critical size.
Shortest focal length	0.15m
Target size	Cover 4 pixels
Work temperature	0 °C to 40 °C
Storage temperature	-20°C to 60 °C
Plug	Type-C , micro USB ,
Power provision	5V (External equipment power supply)
Weight	40g



Scan QR code to download and install APP

Dongguan Xintai Instrument Co.,Ltd.

- 📍 Add: Building F, No. 13-16, Hongye Industrial Zone, Tangxia community, Tangxia Town, Dongguan City
Postcode:523710
- ☎ Tel:+86-769-82612006
- 📠 Fax:+86-769-82612005
- 🌐 Website:www.hti-meter.com
<https://hti-instrument.com> www.xintest.en.alibaba.com

尺寸：9cm X 10cm 铜版纸 ， 骑马钉 注意封面封底 必须对应首页跟尾页