

## Printed-circuit board connector - MSTB 2,5/ 9-ST-5,08 - 1757080

Please be informed that the data shown in this PDF Document is generated from our Online Catalog. Please find the complete data in the user's documentation. Our General Terms of Use for Downloads are valid (<http://download.phoenixcontact.com>)

Plug component, Nominal current: 12 A, Rated voltage (III/2): 320 V, Number of positions: 9, Pitch: 5.08 mm, Connection method: Screw connection, Color: green, Contact surface: Tin




The figure shows a 10-position version of the product

### Product Features

- Plug-in direction parallel to the conductor axis
- Individual position coding by inserting coding profiles
- Standard plug-in system for 320 V (III/2)



### Key commercial data

|                                      |   |
|--------------------------------------|---|
| Packing unit                         | 1 pc  |
| GTIN                                 | <br>4 017918 029616 |
| Weight per Piece (excluding packing) | 15.56 GRM   |
| Custom tariff number                 | 85366990  |
| Country of origin                    | Germany   |

### Technical data

#### Dimensions

|             |          |
|-------------|----------|
| Pitch       | 5.08 mm  |
| Dimension a | 40.64 mm |

#### General

|                             |                 |
|-----------------------------|-----------------|
| Range of articles           | MSTB 2,5/...-ST |
| Insulating material group   | I               |
| Rated surge voltage (III/3) | 4 kV            |
| Rated surge voltage (III/2) | 4 kV            |

# Printed-circuit board connector - MSTB 2,5/ 9-ST-5,08 - 1757080

## Technical data

### General

|   |   |
|---|---|
| Rated surge voltage (II/2)              | 4 kV  |
| Rated voltage (III/3)                   | 250 V   |
| Rated voltage (III/2)                   | 320 V   |
| Rated voltage (II/2)                    | 630 V   |
| Connection in acc. with standard        | EN-VDE  |
| Nominal current $I_N$                   | 12 A  |
| Nominal cross section                   | 2.5 mm <sup>2</sup>                                     |
| Maximum load current                    | 12 A (with 2.5 mm <sup>2</sup> conductor cross section) |
| Insulating material                     | PA  |
| Inflammability class according to UL 94 | V0  |
| Internal cylindrical gage               | A3  |
| Stripping length                        | 7 mm  |
| Number of positions                     | 9   |
| Screw thread                            | M3  |
| Tightening torque, min                  | 0.5 Nm  |
| Tightening torque max                   | 0.6 Nm  |

### Connection data

|   |                      |
|---|----------------------|
| Conductor cross section solid min.  | 0.2 mm <sup>2</sup>  |
| Conductor cross section solid max.  | 2.5 mm <sup>2</sup>  |
| Conductor cross section stranded min.   | 0.2 mm <sup>2</sup>  |
| Conductor cross section stranded max.   | 2.5 mm <sup>2</sup>  |
| Conductor cross section stranded, with ferrule without plastic sleeve min.              | 0.25 mm <sup>2</sup> |
| Conductor cross section stranded, with ferrule without plastic sleeve max.              | 2.5 mm <sup>2</sup>  |
| Conductor cross section stranded, with ferrule with plastic sleeve min.                 | 0.25 mm <sup>2</sup> |
| Conductor cross section stranded, with ferrule with plastic sleeve max.                 | 2.5 mm <sup>2</sup>  |
| Conductor cross section AWG/kcmil min.  | 24                   |
| Conductor cross section AWG/kcmil max   | 12                   |
| 2 conductors with same cross section, solid min.  | 0.2 mm <sup>2</sup>  |
| 2 conductors with same cross section, solid max.  | 1 mm <sup>2</sup>    |
| 2 conductors with same cross section, stranded min.                                     | 0.2 mm <sup>2</sup>  |
| 2 conductors with same cross section, stranded max.                                     | 1.5 mm <sup>2</sup>  |
| 2 conductors with same cross section, stranded, ferrules without plastic sleeve, min.   | 0.25 mm <sup>2</sup> |
| 2 conductors with same cross section, stranded, ferrules without plastic sleeve, max.   | 1 mm <sup>2</sup>    |
| 2 conductors with same cross section, stranded, TWIN ferrules with plastic sleeve, min. | 0.5 mm <sup>2</sup>  |

# Printed-circuit board connector - MSTB 2,5/ 9-ST-5,08 - 1757080

## Technical data

### Connection data

|   |                     |
|---|---------------------|
| 2 conductors with same cross section, stranded, TWIN ferrules with plastic sleeve, max. | 1.5 mm <sup>2</sup> |
| Minimum AWG according to UL/CUL   | 30                  |
| Maximum AWG according to UL/CUL   | 12                  |

## Classifications

### eCl@ss

|            |          |
|------------|----------|
| eCl@ss 4.0 | 272607xx |
| eCl@ss 4.1 | 27260701 |
| eCl@ss 5.0 | 27260701 |
| eCl@ss 5.1 | 27260701 |
| eCl@ss 6.0 | 27260704 |
| eCl@ss 7.0 | 27440402 |
| eCl@ss 8.0 | 27440402 |

### ETIM

|          |          |
|----------|----------|
| ETIM 3.0 | EC001121 |
| ETIM 4.0 | EC002638 |
| ETIM 5.0 | EC002637 |

### UNSPSC

|               |          |
|---------------|----------|
| UNSPSC 6.01   | 30211810 |
| UNSPSC 7.0901 | 39121409 |
| UNSPSC 11     | 39121409 |
| UNSPSC 12.01  | 39121409 |
| UNSPSC 13.2   | 39121409 |

## Approvals

### Approvals

---

#### Approvals

CSA / UL Recognized / VDE Gutachten mit Fertigungsüberwachung / cUL Recognized / GOST / IEC EE CB Scheme / GOST / CCA / cULus Recognized

---

#### Ex Approvals


---


# Printed-circuit board connector - MSTB 2,5/ 9-ST-5,08 - 1757080


## Approvals


Approvals submitted

### Approval details

|   |       |       |
|---|-------|-------|
| CSA  |       |       |
|   | B     | D     |
| mm <sup>2</sup> /AWG/kcmil  | 28-12 | 28-12 |
| Nominal current I <sub>N</sub>  | 15 A  | 15 A  |
| Nominal voltage U <sub>N</sub>  | 300 V | 300 V |

|   |       |       |
|---|-------|-------|
| UL Recognized  |       |       |
|   | B     | D     |
| mm <sup>2</sup> /AWG/kcmil  | 30-12 | 30-12 |
| Nominal current I <sub>N</sub>  | 15 A  | 10 A  |
| Nominal voltage U <sub>N</sub>  | 300 V | 300 V |

|   |         |
|---|---------|
| VDE Gutachten mit Fertigungsüberwachung  |         |
| mm <sup>2</sup> /AWG/kcmil  | 0.2-2.5 |
| Nominal current I <sub>N</sub>  | 12 A    |
| Nominal voltage U <sub>N</sub>  | 250 V   |

|  |       |       |
|--|-------|-------|
| cUL Recognized  |       |       |
|  | B     | D     |
| mm <sup>2</sup> /AWG/kcmil   | 30-12 | 30-12 |
| Nominal current I <sub>N</sub>   | 15 A  | 10 A  |
| Nominal voltage U <sub>N</sub>   | 300 V | 300 V |

# Printed-circuit board connector - MSTB 2,5/ 9-ST-5,08 - 1757080

## Approvals

GOST

IECEE CB Scheme

| mm <sup>2</sup> /AWG/kcmil     | 0.2-2.5 |
|--------------------------------|---------|
| Nominal current I <sub>N</sub> | 12 A    |
| Nominal voltage U <sub>N</sub> | 250 V   |

GOST

CCA

| mm <sup>2</sup> /AWG/kcmil     | 0.2-2.5 |
|--------------------------------|---------|
| Nominal current I <sub>N</sub> | 12 A    |
| Nominal voltage U <sub>N</sub> | 250 V   |

cULus Recognized

## Accessories

Accessories

Bridge

Insertion bridge - EBP 2- 5 - 1733169

Insertion bridge, fully insulated, for connectors with 5.0 or 5.08 mm pitch, no. of positions: 2



## Printed-circuit board connector - MSTB 2,5/ 9-ST-5,08 - 1757080

### Accessories

Insertion bridge - EBP 3- 5 - 1733172



Insertion bridge, fully insulated, for connectors with 5.0 or 5.08 mm pitch, no. of positions: 3

---

Insertion bridge - EBP 4- 5 - 1733185



Insertion bridge, fully insulated, for connectors with 5.0 or 5.08 mm pitch, no. of positions: 4

---

Insertion bridge - EBP 5- 5 - 1733198



Insertion bridge, fully insulated, for connectors with 5.0 or 5.08 mm pitch, no. of positions: 5

---

Insertion bridge - EBP 6- 5 - 1733208



Insertion bridge, fully insulated, for connectors with 5.0 or 5.08 mm pitch, no. of positions: 6

---

### Cable housing

Cable housing - KGS-MSTB 2,5/ 9 - 1783782



Cable housing, Pitch: 0 mm, Number of positions: 9, Dimension a: 45 mm, Color: green

---

## Printed-circuit board connector - MSTB 2,5/ 9-ST-5,08 - 1757080

### Accessories

#### Coding element

Coding profile - CP-MSTB - 1734634



Coding profile, is inserted into the slot on the plug or inverted header, red insulating material

---

#### Labeled terminal marker

Marker cards - SK 5,08/3,8:FORTL.ZAHLEN - 0804293



Marker cards, Card, white, labeled, Horizontal: Consecutive numbers 1 - 10, 11 - 20, etc. up to 91 - (99)100, Mounting type: Adhesive, For terminal block width: 5.08 mm, Lettering field: 5.08 x 3.8 mm

---

#### Marker pen

Marker pen - B-STIFT - 1051993



Marker pen, for manual labeling of unprinted Zack strips, smear-proof and waterproof, line thickness 0.5 mm

---

#### Screwdriver tools

Screwdriver - SZS 0,6X3,5 - 1205053



Actuation tool, for ST terminal blocks, insulated, also suitable for use as a bladed screwdriver, size: 0.6 x 3.5 x 100 mm, 2-component grip, with non-slip grip

---

#### Terminal marking

## Printed-circuit board connector - MSTB 2,5/ 9-ST-5,08 - 1757080

### Accessories

Marker cards - SK U/2,8 WH:UNBEDRUCKT - 0803883



Marker cards, Sheet, white, Unlabeled, Can be labeled with: Plotter, Office printing systems, Mounting type: Adhesive, Lettering field: 186 x 2.8 mm

---

### Additional products

Feed-through terminal block - UKK 3-MSTBVH-5,08 - 2770846



Feed-through terminal block, Nominal current: 12 A, Nominal voltage: 250 V, Cross section: 0.2 mm<sup>2</sup> - 4 mm<sup>2</sup>, AWG: 24 - 12, Mounting type: NS 35/7,5, NS 35/15, NS 32, Number of positions: 1, Pitch: 5.08 mm, Width: 5.08, Color: gray

---

Feed-through terminal block - UK 3-MVSTB-5,08 - 3002076



Feed-through terminal block, Nominal current: 12 A, Nominal voltage: 250 V, Cross section: 0.2 mm<sup>2</sup> - 4 mm<sup>2</sup>, AWG: 24 - 12, Mounting type: NS 32, NS 35/15, NS 35/7,5, Number of positions: 1, Pitch: 5.08 mm, Width: 5.1, Color: gray

---

Double-level terminal block - UKK 3-MSTB-5,08 - 2770888



Double-level modular terminal block with COMBICON plug-in zone, nominal current: 12 A, nominal voltage: 250 V, cross section: 0.2 mm<sup>2</sup> - 4 mm<sup>2</sup>, AWG: 24 - 12, mounting type: NS 35/7.5, NS 35/15, NS 32, pitch: 5.08 mm, width: 5.08, color: gray

---

Feed-through terminal block - UK 3D-MSTBV-5,08 - 3002131



Feed-through terminal block, Connection method: Special and hybrid connection, Number of positions: 1, Cross section: 0.2 mm<sup>2</sup> - 4 mm<sup>2</sup>, AWG: 24 - 12, Width: 5.08 mm, Color: gray, Mounting type: NS 32, NS 35/15, NS 35/7,5



## Printed-circuit board connector - MSTB 2,5/ 9-ST-5,08 - 1757080

### Accessories

Feed-through terminal block - UK 3-MVSTB-5,08-LA 24RD - 3002102



Feed-through terminal block, Nominal current: 12 A, Nominal voltage: 250 V, Cross section: 0.2 mm<sup>2</sup> - 4 mm<sup>2</sup>, AWG: 24 - 12, Mounting type: NS 32, NS 35/15, NS 35/7,5, Number of positions: 1, Pitch: 5.08 mm, Width: 5.08, Color: gray

Feed-through terminal block - UK 3-MSTB-5,08 - 3002034



Feed-through terminal block, Connection method: Special and hybrid connection, Number of positions: 1, Cross section: 0.2 mm<sup>2</sup> - 4 mm<sup>2</sup>, AWG: 24 - 12, Width: 5.08 mm, Color: gray, Mounting type: NS 32, NS 35/15, NS 35/7,5

Base strip - MSTBVK 2,5/ 9-G-5,08 - 1788790



Plug component, Nominal current: 12 A, Rated voltage (III/2): 320 V, Number of positions: 9, Pitch: 5.08 mm, Connection method: Screw connection, Color: green, Contact surface: Tin, Assembly: DIN rail

Feed-through terminal block - UKK 3-MSTB-5,08-PE - 1876615



Feed-through terminal block, Nominal current: 12 A, Nominal voltage: 320 V, Cross section: 0.2 mm<sup>2</sup> - 4 mm<sup>2</sup>, AWG: 24 - 12, Mounting type: NS 35/7,5, NS 35/15, NS 32, Number of positions: 1, Pitch: 5.08 mm, Width: 5.08, Color: green-yellow

Feed-through terminal block - ZFKK 1,5-MSTBV-5,08 - 1873016



Feed-through terminal block, Connection method: Special and hybrid connection, MSTB plug entry, Cross section: 0.2 mm<sup>2</sup> - 2.5 mm<sup>2</sup>, Width: 5.08 mm, Color: gray, Mounting: NS 35/7,5, NS 35/15 / Ex data new / /

## Printed-circuit board connector - MSTB 2,5/ 9-ST-5,08 - 1757080

### Accessories

#### Base strip - MVSTBU 2,5/ 9-GB-5,08 - 1788606



Plug component, Nominal current: 12 A, Rated voltage (III/2): 320 V, Number of positions: 9, Pitch: 5.08 mm, Connection method: Screw connection, Color: green, Contact surface: Tin, Assembly: Direct mounting

#### Plug-in block - UMSTBVK 2,5/ 9-G-5,08 - 1788185



Plug component, Nominal current: 12 A, Rated voltage (III/2): 320 V, Number of positions: 9, Pitch: 5.08 mm, Connection method: Screw connection, Color: green, Contact surface: Tin, Assembly: DIN rail

#### Printed-circuit board connector - FKIC 2,5/ 9-ST-5,08 - 1873427



Plug component, Nominal current: 12 A, Rated voltage (III/2): 320 V, Number of positions: 9, Pitch: 5.08 mm, Connection method: Spring-cage conn., Color: green, Contact surface: Tin

#### Base strip - MSTBA 2,5/ 9-G-5,08-LA - 1768011



Header, Nominal current: 12 A, Rated voltage (III/2): 320 V, Number of positions: 9, Pitch: 5.08 mm, Color: green, Contact surface: Tin, Assembly: Soldering

#### Base strip - MSTBA 2,5/ 9-G-5,08 - 1757310



Header, Nominal current: 12 A, Rated voltage (III/2): 320 V, Number of positions: 9, Pitch: 5.08 mm, Color: green, Contact surface: Tin, Assembly: Soldering

## Printed-circuit board connector - MSTB 2,5/ 9-ST-5,08 - 1757080

### Accessories

#### Base strip - MSTB 2,5/ 9-G-5,08-LA - 1770782



Header, Nominal current: 12 A, Rated voltage (III/2): 320 V, Number of positions: 9, Pitch: 5.08 mm, Color: green, Contact surface: Tin, Assembly: Soldering

---

#### Base strip - MDSTBV 2,5/ 9-G1-5,08 - 1762570



Header, Nominal current: 10 A, Rated voltage (III/2): 320 V, Number of positions: 9, Pitch: 5.08 mm, Color: green, Contact surface: Tin, Assembly: Soldering, In combination with MVSTB or FKCV plug components, both an MVSTBW (or FKCVW) and an MVSTBR plug (or FKCVR) must be used. Combination with TMSTBP plug components is not possible!

---

#### Base strip - MDSTB 2,5/ 9-G1-5,08 - 1762444



Header, Nominal current: 10 A, Rated voltage (III/2): 320 V, Number of positions: 9, Pitch: 5.08 mm, Color: green, Contact surface: Tin, Assembly: Soldering, In combination with MVSTB or FKCV plug components, both an MVSTBW (or FKCVW) and an MVSTBR plug (or FKCVR) must be used. Combination with TMSTBP plug components is not possible!

---

#### Base strip - SMSTBA 2,5/ 9-G-5,08 - 1767449



Header, Nominal current: 12 A, Rated voltage (III/2): 320 V, Number of positions: 9, Pitch: 5.08 mm, Color: green, Contact surface: Tin, Assembly: Soldering

---

#### Base strip - SMSTB 2,5/ 9-G-5,08 - 1769531



Header, Nominal current: 12 A, Rated voltage (III/2): 320 V, Number of positions: 9, Pitch: 5.08 mm, Color: green, Contact surface: Tin, Assembly: Soldering

## Printed-circuit board connector - MSTB 2,5/ 9-ST-5,08 - 1757080

### Accessories

Printed-circuit board connector - ICC 2,5/ 9-STZ-5,08 - 1823914



Plug component, Nominal current: 12 A, Rated voltage (III/2): 320 V, Number of positions: 9, Pitch: 5.08 mm, Connection method: Crimp connection, Color: green, Corresponding male crimp contacts with current [A] and conductor cross section range [mm<sup>2</sup>] data: 10A/ICC-MT 0,5-1,0 (3190577); 10A/ICC-MT 0,5-1,0 BA (3190603); 12A/ICC-MT 1,5-2,5 (3190580); 12A/ICC-MT 1,5-2,5 BA (3190593). BA = Bandkontakte