

KM-4457F3C

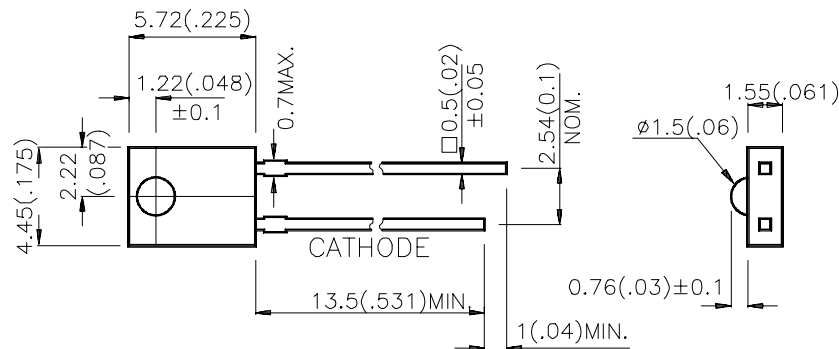
Features

- MECHANICALLY AND SPECTRALLY MATCHED TO THE L-610MP4BT/BD PHOTOTRANSISTOR.
- WATER CLEAR LENS .
- HIGH POWER OUTPUT.

Description

F3 Made with Gallium Arsenide Infrared Emitting diodes.

Package Dimensions



Notes:

1. All dimensions are in millimeters (inches).
2. Tolerance is $\pm 0.25(0.01)$ unless otherwise noted.
3. Lead spacing is measured where the lead emerge package.
4. Specifications are subject to change without notice.

Selection Guide

Part No.	Dice	Lens Type	Po (mW/sr) @20mA		Viewing Angle
			Min.	Typ.	2θ1/2
KM-4457F3C	GaAs	WATER CLEAR	1.2	3	150°

Note:

1. θ1/2 is the angle from optical centerline where the luminous intensity is 1/2 the optical centerline value.

Electrical / Optical Characteristics at T_A=25°C

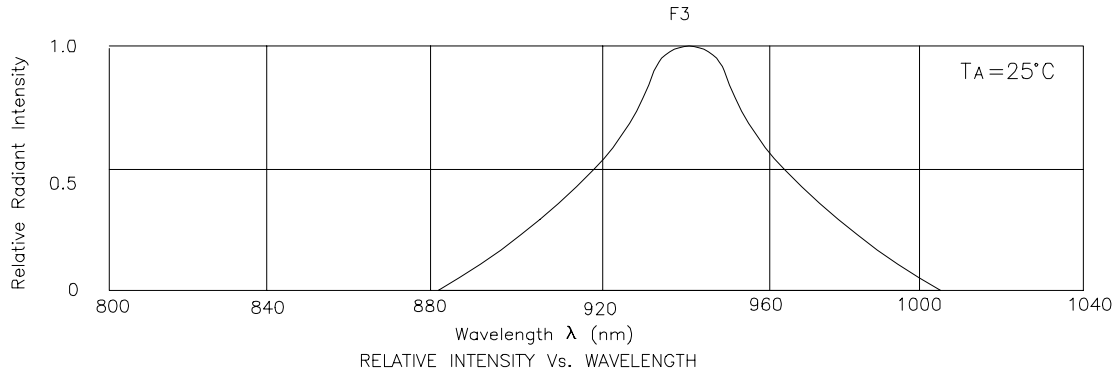
Item	P/N	Symbol	Typ.	Max.	Unit	Condition
Forward Voltage	F3	V _F	1.2	1.5	V	IF=20mA
Reverse Current	F3	I _R	-	10	uA	VR=5V
Junction Capacitance	F3	C	90	-	pF	V=0 f=1MHz
Peak Spectral Wavelength	F3	λ _P	940	-	nm	IF=20mA
Spectral Bandwidth	F3	Δλ	50	-	nm	IF=20mA

Absolute Maximum Ratings at T_A=25°C

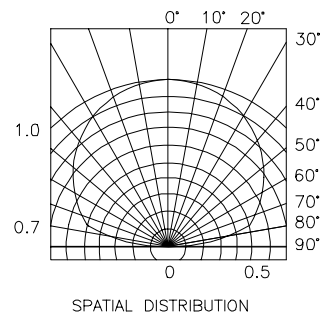
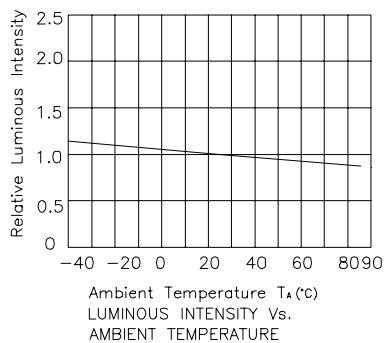
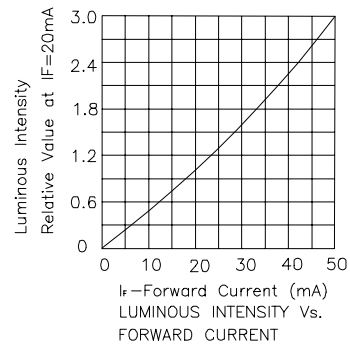
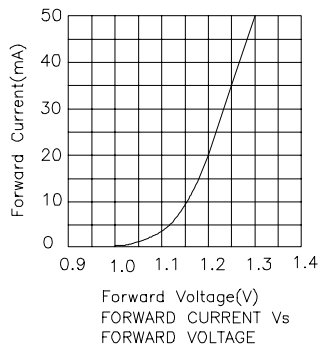
Item	Symbol	Maximum Rating	Units
Power Dissipation	P _T	100	mW
Forward Current	I _F	50	mA
Peak Forward Current[1]	i _{FS}	1.2	A
Reverse Voltage	V _R	5	V
Operating Temperature	T _A	-40~ +85	°C
Storage Temperature	T _{STG}	-40~ +85	°C
Lead Solder Temperature [2]	260°C For 5 Seconds		

Notes:

- 1/100 Duty Cycle, 10us Pulse Width.
- 4mm below package base.



KM-4457F3C



This datasheet has been downloaded from:

www.DatasheetCatalog.com

Datasheets for electronic components.