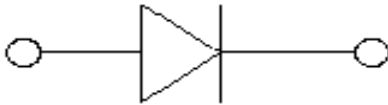


Small Signal Schottky Diode

Features

- V_R 40V/30V/20V
- I_{FAV} 350mA



Mechanical Data

- **Package:** SOD123
- **Terminals:** Tin plated leads, solderable per J-STD-002 and JESD22-B102
- **Polarity:** Cathode line denotes the cathode end

	Marking
SD103AW	S4
SD103BW	S5
SD103CW	S6

■ Maximum Ratings ($T_a=25^\circ\text{C}$ Unless otherwise specified)

PARAMETER	SYMBOL	UNIT	Conditions	VALUE	
Reverse voltage	V_R	V	$I_R=100\mu\text{A}$	SD103AW	40
				SD103BW	30
				SD103CW	20
Peak forward surge current	I_{FSM}	A	$t_p=8.3\text{ms}$, half sine	1.5	
Average forward current	I_{FAV}	A	$T_c=25^\circ\text{C}$	0.35	
Power dissipation	P_D	mW		400	
Maximum junction temperature	T_j	$^\circ\text{C}$		-55 to +125	
Storage temperature range	T_{stg}	$^\circ\text{C}$		-55 to +150	
Thermal Resistance Junction to Ambient Air	$R_{\theta JA}$	$^\circ\text{C}/\text{W}$		315	

■ Electrical Characteristics ($T_a=25^\circ\text{C}$ Unless otherwise specified)

PARAMETER	SYMBOL	UNIT	Conditions	VALUE	
Maximum Forward voltage	V_F	V	$I_F=20\text{mA}$, $T_A=25^\circ\text{C}$	0.37	
	V_F	V	$I_F=200\text{mA}$, $T_A=25^\circ\text{C}$	0.60	
Maximum Reverse current	I_R	μA	SD103AW $V_R=30\text{V}$, $T_A=25^\circ\text{C}$	5.0	
			SD103BW $V_R=20\text{V}$, $T_A=25^\circ\text{C}$		
			SD103CW $V_R=10\text{V}$, $T_A=25^\circ\text{C}$		
Minimum Breakdown voltage	$V_{(BR)}$	V	$I_R=100\mu\text{A}$	SD103AW	40
				SD103BW	30
				SD103CW	20
Typical Junction capacitance	C_J	pF	$V_R=0\text{V}$, $f=1\text{MHz}$	50	

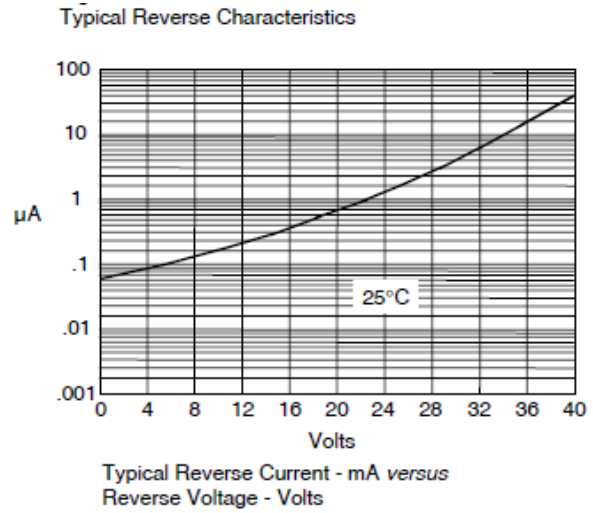
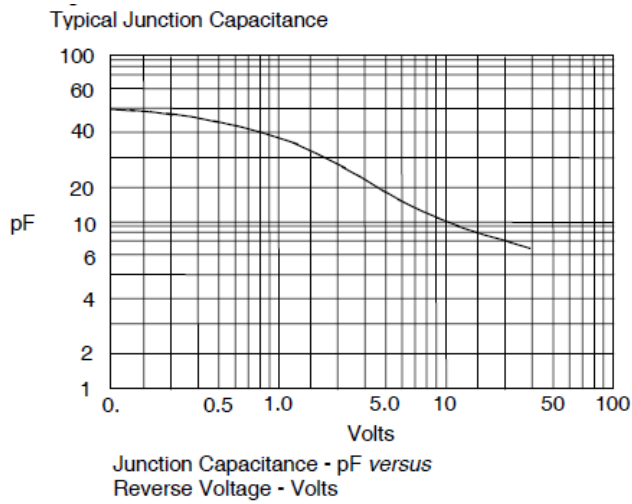
■ Ordering Information (Example)

PREFERRED P/N	PACKING CODE	UNIT WEIGHT(g)	MINIMUM PACKAGE(pcs)	INNER BOX QUANTITY(pcs)	OUTER CARTON QUANTITY(pcs)	DELIVERY MODE
SD103AW Thru SD103CW	F2	Approximate 0.008	3000	30000	120000	7" reel

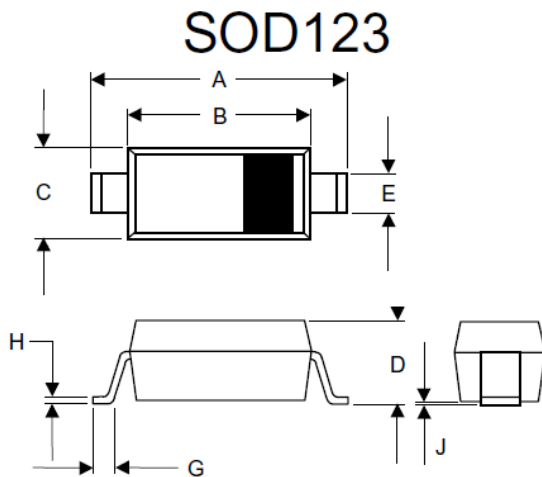


SD103AW THRU SD103CW

■ Characteristics (Typical)

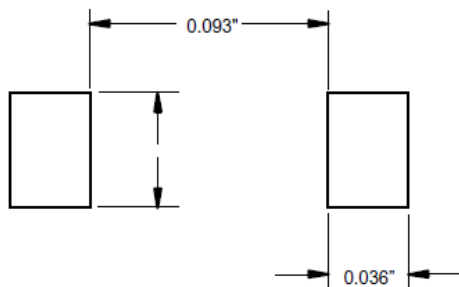


■ Outline Dimensions



DIMENSIONS					
DIM	INCHES		MM		NOTE
	MIN	MAX	MIN	MAX	
A	.140	.152	3.55	3.85	
B	.100	.112	2.55	2.85	
C	.055	.071	1.40	1.80	
D	-----	.053	-----	1.35	
E	.012	.031	0.30	.78	
G	.006	-----	0.15	-----	
H	-----	.01	-----	.25	
J	-----	.006	-----	.15	

■ Soldering Footprint



Unit: inch



SD103AW THRU SD103CW

Disclaimer

The information presented in this document is for reference only. Yangzhou Yangjie Electronic Technology Co., Ltd. reserves the right to make changes without notice for the specification of the products displayed herein to improve reliability, function or design or otherwise.

The product listed herein is designed to be used with ordinary electronic equipment or devices, and not designed to be used with equipment or devices which require high level of reliability and the malfunction of which would directly endanger human life (such as medical instruments, transportation equipment, aerospace machinery, nuclear-reactor controllers, fuel controllers and other safety devices), Yangjie or anyone on its behalf, assumes no responsibility or liability for any damages resulting from such improper use of sale.

This publication supersedes & replaces all information previously supplied. For additional information, please visit our website [http:// www.21yangjie.com](http://www.21yangjie.com) , or consult your nearest Yangjie's sales office for further assistance.