

Rated voltage: 85-300V; Frequency: 50Hz/60HZ

Active time: 1s-30s(adjustable)(default:1s)

Reconnect time: 1s-500s(adjustable)(default:5s)

- 1.Remote control ON/OFF at anytime from anywhere by phone.
- 2.Review current ,voltage, leakage current, total kWh on phone
- 3. Timer function in smartlife TUYA app
- 4.Can set over voltage/under voltage/over current /leakage current/ Temperature/in app or can set these by manual
- 5.Under voltage protection 85V-220V (adjustable) (default: 170V)
- 6.Over voltage protection 110V-300V (adjustable) (default: 275)
- 7.Over current protection 1A-63A (adjustable) (default: 63A)
- 8.Leakage protection value: 10-300mA
- 9.Prepaid function
- 10. power consumption less than 2W
- Note:This meter Only supports 2.4G Wireless Network, NOT for 5G





—

Leakage
Protection



—

Overvoltage
Protection



—

Undervoltage
Protection



—

Overcurrent
Protection



—

Kwh
Display



—

WIFI Smart
networking

<

Setting

alarm records

>

mute setting

trip setting

overcurrent alarm

50 A >

overvoltage alarm

275 V >

undervoltage alarm

170 V >

Leakage current set

50 mA >

Password set

>

Breaker ID: FSE-F723C5D506AC9C

<

Expense

Expense

Setting

Switch prepayment

Balance energy

0 kWh

charge energy

>

charge records

>

clear energy

>

11:44

<

Add Schedule

Save

10 43

11 44

12 45

Repeat

Once >

Note

>

Notification


☐

Switch

Power on >

11:45

<

 TOMZN

⌵ >

Device Information

>

Tap-to-Run and Automation

>

Device Offline Notification

Offline Notification

☐

Others

Share Device

>

Create Group

>

FAQ & Feedback

>

Add to home screen

>

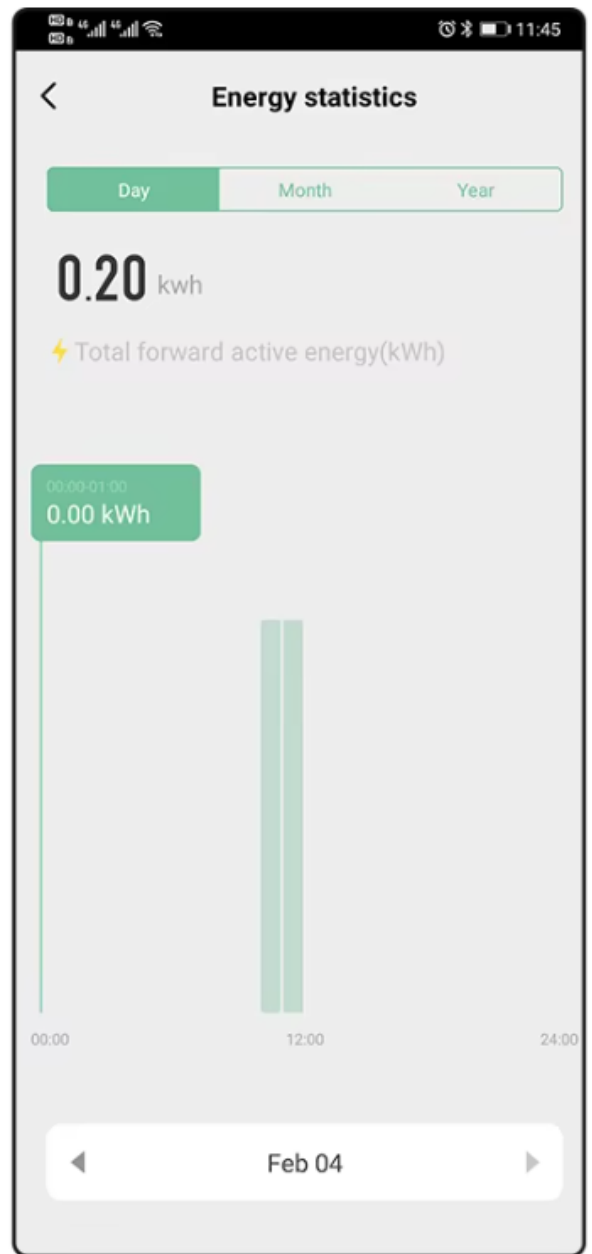
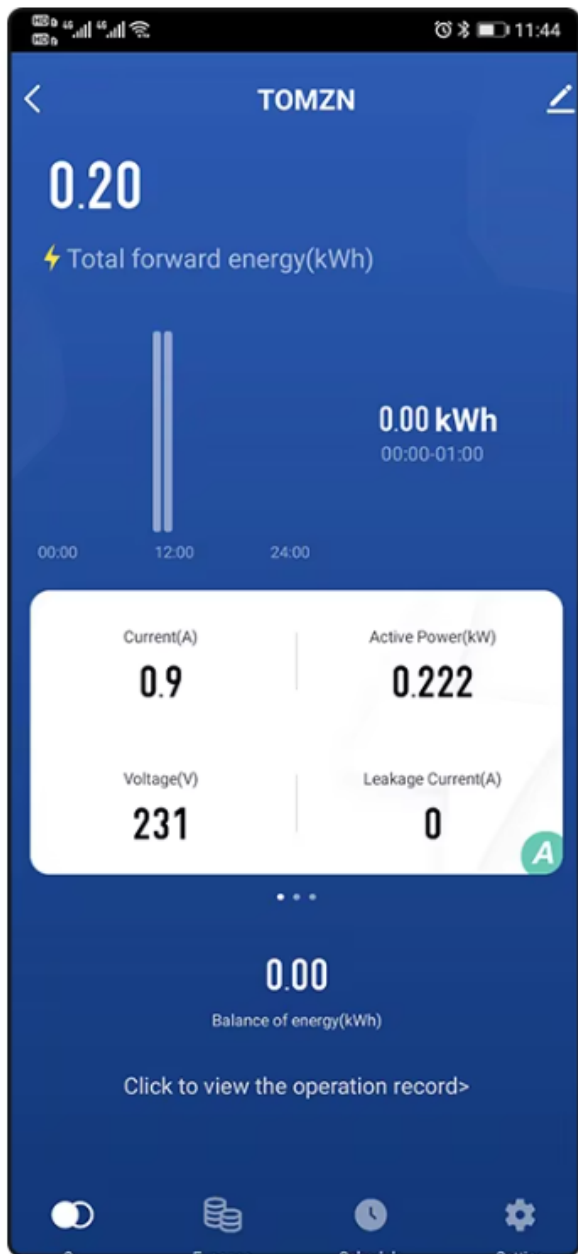
Check Device Network


Check Now >

Device Update

No updates available >

Remove Device





Press set button



Main Interface



● Electric Leakage



● Over Voltage



● Under Voltage



● Over Current



Reconnect time



Energy Consumption